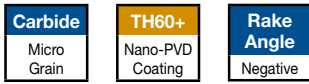
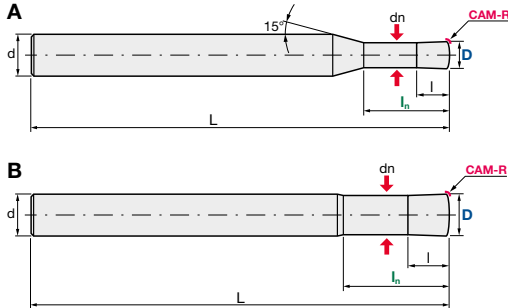
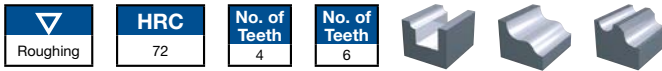


Ultra Micro Grain Solid Carbide End Mill

EHHR-ATH | Epoch High Hard Radius ATH



Helix angle	20°
D	(0/-0.02 mm)
d	h5

ID Code	Item Code	Z	D	CAM-R (R _p)	l _n	l	dn	L	d	Type	Lowest point to centre (b)	Max. remaining stock (h)											
EP1327	EHHR-4010-S4-ATH	4	1	0.134	3	1	0.95	50	4	A	0.14	0.026											
EP1328	EHHR-4010-S6-ATH		6																				
EP1329	EHHR-4020-S4-ATH		2	0.194	6	2	1.9		4														
EP1330	EHHR-4020-S6-ATH		6																				
EP1331	EHHR-4030-S4-ATH		3	0.328	9	3	2.9		4														
EP1332	EHHR-4030-S6-ATH		6																				
EP1333	EHHR-6040-S4-ATH	6	4	0.387	12	4	3.9	60	4	B	0.56	0.136											
EP1334	EHHR-6040-S6-ATH		6																				
EP1335	EHHR-6050-ATH		5	0.521	15	5	4.7		75				6	A	0.7	0.162							
EP1336	EHHR-6060-ATH		6	0.581	18	6	5.7																
EP1337	EHHR-6080-ATH		8	0.849	24	8	7.6										80	8	B	1.12	0.255		
EP1338	EHHR-6100-ATH		10	0.968	30	10	9.5																
EP1339	EHHR-6120-ATH		12	1.088	36	12	11.5	100		10	B	1.4										0.340	

NOTE: Please use CAM-R for your programming corner radius. For precise tool definition for the CAM system please download DXF data (QuickFinder) or contact your local Hitachi Tool staff for more details.

